

*COMPLETED work can be submitted to [kchester@hempsteadschool.org](mailto:kchester@hempsteadschool.org) or your online platform.*

## The ART of



1. Art Remote Learning: -- Student Choice- Decorative or useful item.
2. Art Remote Learning: -- Choose a Category - Jewelry, musical, collaborative game/toy or puppet.
3. Art Remote Learning: 8 Lesson extensions (3A-3H) Art and Environmental Awareness.

### **Art Remote Learning Project 1** Environmental Awareness and Art

## EQ's: How can you as an artist have a positive effect on the environment?

What do we usually do with an item after it has been used for its original purpose?

What sort of useful thing can we do with the item instead of throwing it out?

What is the name of the art form known for repurposing items of various materials?



**You can to clean up and beautify the world one art project at a time!**

<b>IB Approaches:</b> <b>Art Transdisciplinary Theme:</b> Art and Science <b>How we express ourselves:</b>	<b>Art Learner Profile:</b> Communicator	<b>Art Attitudes:</b> Commitment	<b>Art Approaches to Learning</b> Acquisition comprehension	<b>Art Concepts:</b> Responsibility, reflection	<b>Art Action</b> Thinking
--	---	-------------------------------------	---	--	-------------------------------

**NYS Visual Arts Standards for this lesson:**

<b>Create-</b> VaCr1.1 – SWBAT Generate and conceptualize artistic ideas and work  VACr1.2 – SWBAT Organize and develop artistic ideas and work	<b>Present-</b> VaPr2.5: SWBAT Develop and refine artistic techniques and work for presentation	<b>Respond-</b> VaRe3.7 Perceive and analyze artistic work	<b>Connect -</b> VaCn4.10 SWBAT Synthesize and relate knowledge and personal experiences to inspire and inform artistic work; making connections between visual arts and other disciplines.
---	---	--	---

**Objective:** Students will be able to **Upcycle** to create 1 decorative or useful object from clean recyclables or unwanted items around the home. Students will be able to creatively imagine and transform that existing product in some way to give it value, reduce waste and improve the efficiency of the resource used. Students explore benefits and consequences our actions on the environment and the importance and joy of upcycling.

**Upcycling is...**all about breathing new life into old items you have available right at home!



**Student activity time:**

- Utilize you weekly 35-minute art time each week to Live Zoom with me and your classmates to discuss, answer questions, brainstorm and share out our creative ideas, source visuals and engage in other lesson specific activities.
- Utilize the rest of your week/weekend to schedule in time to work collaboratively with adult supervision to continue work independently on your Upcycled Artwork.
- I am always available for student contact time for an any questions or support needed. Please refer to my Schedule on my teacher page for a list of those times.

**Procedures:** Week 1-2 I can explore and define our lesson vocabulary reduce, reuse, recycle and upcycle; I can research related visuals imagery on the Internet for inspiration.  
 Week 2-3 I can brainstorm and record my ideas, I can design a rough draft and list materials needed,  
 Week 3-4 I can acquire materials needed, I can begin to create my project,  
 Week 4-5 I can edit refine and complete my work. I can write an artist statement describing my work, list materials and creative process

Note: These activities are is appropriate for all ages, but all students will need adult supervision. Below are a few visuals for inspiration.




## Upcycled art, when waste becomes art.

Glass bottles, plastic bags and other waste that would end up filling landfills or floating in the sea have, in the hands of artists, become a form of sustainable art that highlights the degradation of the planet and surprises with its originality. The possibilities stretch as far as the imagination.






**Quick! Ask yourself ...before I throw something away can I UPCYCLE it?**



## **THE ADVANTAGES OF TRANSFORMING WASTE INTO ART**

One of the main characteristics of this style is that it is represented in all styles of art. We can find recycled art in a painting, sculpture, clothing and furniture design. It takes a great deal of creativity and a degree of technique to work with these materials.



## Some environmental benefits of recycled art include;

- Extending the useful life of materials.
- Reducing the amount of waste, we generate.

The people who buy this type of art find the work attractive for its artistic value and how it contributes to our planet's welfare by repurposing materials.

Week 4-5. I can edit refine and complete my work. I can write an artist statement describing my work, list materials and creative process.

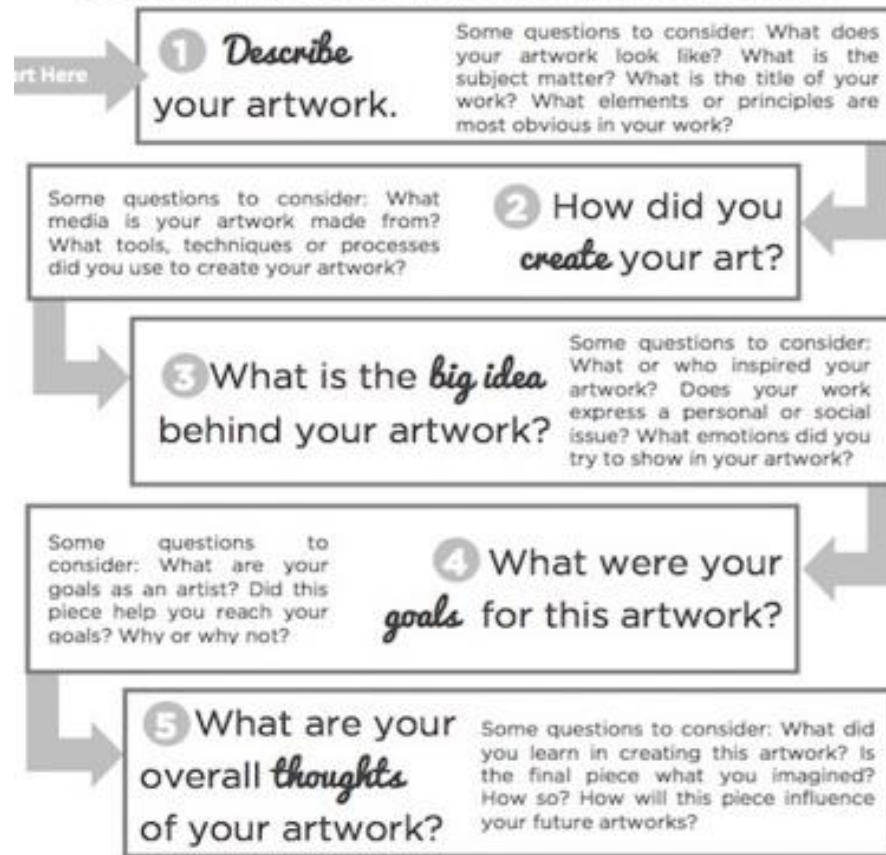
An artist statement is an important part of being an artist. Writing your artist statement will help you put words on your thoughts and ideas, regarding your artistic expression and this is important to help make people connect with your art.

<https://www.youtube.com/watch?v=O2NoiQJGBWA> -how to write an artist statement

*This statement is your **self-assessment**: Use the flow chart on the next page to help you organize your brief thoughts. Edit your work for spelling and grammar to the best of your grade level ability. **Work with adult supervision.***

## Artist Statement Flow Chart

Use this chart to help you construct an artist statement about your artwork.



**Formative Assessment:** Zoom participation and presentation of finished work for critique.

**Summative Assessment: Submit** digital pictures of your 3D artwork from multiple angles along with artist statement:

### To Submit:

1. [kchester@hempsteadschool.org](mailto:kchester@hempsteadschool.org)
2. **Message images or attach files to your online platform: Class Dojo or Unified Classroom**

Brianna Gonzalez  
Ms. Lopez

4/15/20

Art

What I used for my project?

- Cardboard
- Duct tape
- Black trash bag
- Red tissue wrapping paper
- Yellow envelope
- Glue stick
- Stapler

How I did the project?

I cut a rectangle in the box in the cardboard. next, I got a small box and put it inside and staple it. Then I outline the ears and cut it out. now that I had the ears cut out, I glued a black trash bag on the cardboard. When I was almost done, I wrap the red tissue wrapping around it and cut a rectangle in the tissue for the hole then and I put red tissue wrapping in the little box that I staple. now the last thing I did was I cut out four yellow circle for the button that mickey has.

What I call my project?

Mickey the storage mouse!!



Chester, Kathleen  
Thu 4/20/2020 3:36 PM

Brianna,

**Glow!**

WOW! I am just impressed with your work ethic. You got right down to business researching and brainstorming our first remote learning art project. You Upcycled cardboard that was headed for the trash, giving it another purpose.

I see from your photos that you made both a useful and beautifully designed project from found materials in your home.

Your artist statement shows the list of your materials you used and reflects the process you went through to create your piece.

The title of your piece "Mickey the storage mouse" is very fitting given the art elements of shape and color you used! I love the scale of your work it's big enough to really store things, as your title suggests.

**Grow!**

Check your Artist Statement for capitalization and proofread.

**PS.** Did you finish your extra credit, the Romero Britto inspired Artwork? I would love to see that if you want to send me your pictures.

Mrs. Chester ☺



# RESOURCES View these videos for a greater understanding

## Grade1

WHATS IT MEAN TO GO “GREEN”; Your individual actions have a great impact!

- <https://www.youtube.com/watch?v=8DJ45Yc3urg> **All Grades**- Were going green. A catchy song that teaches our topics vocabulary
- <https://www.youtube.com/watch?v=kY5Qz4TuV5Q>- Kid Power: Reduce, Reuse, Recycle
- <https://www.youtube.com/watch?v=FX55cKJvg-g> **All Grades** -Virtual field trip to a recycling plant. (what happens after you through your recyclables into the recycling bin?)
- <https://www.youtube.com/watch?v=wkb-T9l43Sg> Use it again song! PBS kids

## Read aloud s

- <https://www.youtube.com/watch?v=qvdhsn-BFDI&list=PLBCzlj7I1kj4xZzpeDAkMXzbEwmQ6dKu9&index=4>-**Earth Day Everyday**
- Short story about earth day, discusses how children can help the planet by planting trees, and learning how to reduce, reuse, and recycle
- <https://www.youtube.com/watch?v=Yxs7P7LWzDg>- Peep plants a seed. How does a seed become a plant .We can stay inside and plant on Earth Day we can even upcycle food scraps!
- <https://www.youtube.com/watch?v=XFQZfeHq9wo>- The giving tree animated book. Tress are so important they give us so much that we need.

<https://www.youtube.com/watch?v=lbUS3jPjyrc&list=PLBCzlj7I1kj4xZzpeDAkMXzbEwmQ6dKu9&index=3&t=0s>**HOW TO HELP THE EARTH BY THE LORAX** by

Grades 1-4 <https://www.youtube.com/watch?v=xFPoIU5iiYQ> a whale’s tale.

- Tish Rabe-Earth Day Book - Children's books - Read aloud

## UPCYCLE ARTISTS

- <https://www.youtube.com/watch?v=RNwWN7ES>
- [nEc-Trash Menagerie - Art from Recycled Materia](#)



## Grade 2

WHATS IT MEAN TO GO “GREEN”, Your individual actions have a great impact.

<https://www.youtube.com/watch?v=8DJ45Yc3urg> **All Grades-** Were going green. A catchy song that teaches our topics vocabulary

<https://www.youtube.com/watch?v=FX55cKJvg-g> **All Grades** -Virtual field trip to a recycling plant. (What happens after you through your recyclables into the recycling bin?)

<https://www.youtube.com/watch?v=kY5Qz4TuV5Q>- Kid Power: Reduce, Reuse, Recycle

<https://www.youtube.com/watch?v=wkb-T9l43Sg> Use it again upcycle, song PBS kids

- **READ ALOUDS**

- <https://www.youtube.com/watch?v=qvdhsn-BFDI&list=PLBCzIj7I1kj4xZzpeDAkMXzbEwmQ6dKu9&index=4>-Earth Day Everyday

- Short story about earth day, discusses how children can help the planet by planting trees, and learning how to reduce, reuse, and recycle

- <https://www.youtube.com/watch?v=lbUS3jPjyrc&list=PLBCzIj7I1kj4xZzpeDAkMXzbEwmQ6dKu9&index=3&t=0s>HOW TO HELP THE earth with the LORAX

- <https://www.youtube.com/watch?v=qvdhsn-BFDI&list=PLBCzIj7I1kj4xZzpeDAkMXzbEwmQ6dKu9&index=4> Earth Day everyday

- <https://www.youtube.com/watch?v=tkFPyue5X3Q>- how does a seed become a plant .We can stay inside and plant on Earth Day we can even upcycle food scraps!

- Grades <https://www.youtube.com/watch?v=xFPoIU5iiYQ> a whale’s tale.

### UPCYCLE ARTISTS

- <https://www.youtube.com/watch?v=RNwWN7ESnEc>-Trash Menagerie - Art from Recycled Material

- <https://www.jotform.com/blog/40-terrific-works-of-art-made-from-common-trash/> **turn off the sound** to enjoy the scrolling video art made from trash –What Materials did you see these working artists using?

# Grade 3

WHATS IT MEAN TO GO “GREEN”, Your individual actions have a great impact.

- <https://www.youtube.com/watch?v=8DJ45Yc3urg> **All Grades**- Were going green. A catchy song that teaches our topics vocabulary
- <https://www.youtube.com/watch?v=FX55cKJvg-g> **All Grades** -Virtual field trip to a recycling plant. (what happens after you through your recyclables into the recycling bin?)
- <https://www.youtube.com/watch?v=GJr2z8g1dOI>-he Importance of the 3Rs
- <https://www.youtube.com/watch?v=l3xlg2ejL3k> **All Grades** Trash Becomes Fun Art for Kids (before we choose to recycle, we ca use these materials to make art)
- <https://www.youtube.com/watch?v=qvdhsn-BFDI&list=PLBCzlj7I1kj4xZzpeDAkMXzbEwmQ6dKu9&index=4> Short story about earth day, discusses how children can help the planet by planting trees, and learning how to reduce, reuse, and recycle
- <https://www.youtube.com/watch?v=xFPoIU5iiYQ> a whale’s tale.

## UPCYCLE ARTISTS

- <https://www.youtube.com/watch?v=RNwWN7ESnEc->
- **Trash Menagerie - Art from Recycled Material**
- <https://www.jotform.com/blog/40-terrific-works-of-art-made-from-common-trash/> **TURN OFF THE SOUND** to enjoy the scrolling video art made from trash . What Materials did you see these working artists using?

## Grade 4

- WHATS IT MEAN TO GO “GREEN”, Your individual actions have a great impact.
- <https://www.youtube.com/watch?v=8DJ45Yc3urg> All Grades- **Were going green. A catchy song that teaches our topics vocabulary**
- <https://www.youtube.com/watch?v=FX55cKJvg-g> **All Grades** -Virtual field trip to a recycling plant. (what happens after you through your
- recyclables into the recycling bin?)
- <https://www.youtube.com/watch?v=I3xIg2ejL3k> **All Grades** Trash Becomes Fun Art for Kids (before we choose to recycle, we ca use these materials to make art).

## UPCYCLE ARTISTS

- <https://www.youtube.com/watch?v=RNwWN7ESnEc>-**Trash Menagerie - Art from Recycled Material**
- <https://www.jotform.com/blog/40-terrific-works-of-art-made-from-common-trash/> **turn off sound** to enjoy the scrolling video art made from trash . What Materials did you see these working artists using?
- <https://www.jotform.com/blog/40-terrific-works-of-art-made-from-common-trash/> scrolling video art made from trash. What Materials did you see these working artists using?
- <https://www.youtube.com/watch?v=2OWvnMvbq0w>  
San Francisco Artists Make Art from Trash

## Environmental problem;

- <https://www.youtube.com/watch?v=xFPoIU5iiYQ> a whale’s tale.
- <https://www.youtube.com/watch?v=hKFV9IquMXA>-Kids Take Action Against Ocean Plastic NatGeo
- <https://www.youtube.com/watch?v=3RLrTCVmlCc> -The Insane True Scale of the Great Pacific Garbage Patch

## Grade5

WHATS IT MEAN TO GO “GREEN”, Your individual actions have a great impact.

- <https://www.youtube.com/watch?v=8DJ45Yc3urg> **All Grades-** Were going green. A catchy song that teaches our topics vocabulary
- <https://www.youtube.com/watch?v=l3xlg2ejL3k> **All Grades** Trash Becomes Fun Art for Kids (before we choose to recycle, we can use these materials to make art)
- <https://www.youtube.com/watch?v=0Puv0Pss33M> It's simple. Sir David Attenborough explains how humans can take charge of our future and save our planet. 8min
- <https://www.youtube.com/watch?v=B-nEYsyRIYo>- **His Epic Message Will Make You Want to Save the World | Short Film Showcase**

## UPCYCLE ARTISTS

- <https://www.jotform.com/blog/40-terrific-works-of-art-made-from-common-trash/> **TURN OFF sound** and enjoy the scrolling video art made from trash What Materials did you see these working artists using?
- <https://www.youtube.com/watch?v=9tfkFYmIJ-o> **TURN SOUND OFF to enjoy the view** of 75 amazing trash art creations. What materials did you see these working artists using?
- <https://www.youtube.com/watch?v=2OWvnMvbq0w>
- San Francisco Artists Make Art from Trash

## Environmental problem

- <https://www.youtube.com/watch?v=3RLrTCVmLCc> -The Insane True Scale of the Great Pacific Garbage Patch.
- <https://www.youtube.com/watch?v=hKFV9IquMXA>-Kids Take Action Against Ocean Plastic NatGeo



- <https://www.youtube.com/watch?v=RS7IzU2VJIQ> Plastic Pollution: How Humans are Turning the World into Plastic  
Modern life would be impossible without plastic – but we have long since lost control over our invention. Why has plastic turned into a problem and what do we know about its dangers? This video is a collaboration with UN Environment and their Clean Seas campaign

## Grade6

WHATS IT MEAN TO GO “GREEN”, Your individual actions have a great impact.

- <https://www.youtube.com/watch?v=8DJ45Yc3urg> **All Grades-** Were going green. A catchy song that teaches our topics vocabulary
- <https://www.youtube.com/watch?v=l3xlg2ejL3k> **All Grades** Trash Becomes Fun Art for Kids (before we choose to recycle, we can use these materials to make art)
- <https://www.youtube.com/watch?v=0Puv0Pss33M> It's simple. Sir David Attenborough explains how humans can take charge of our future and save our planet.
- <https://www.youtube.com/watch?v=B-nEYsyRIYo>- **His Epic Message Will Make You Want to Save the World | Short Film Showcase**

## UPCYCLE ARTISTS

- <https://www.youtube.com/watch?v=z1jxPG2nl2s> **Grade3-6** She Turns Trash into Art, But It's More Than That  
Argentinian artist Elisa Insula.
- <https://www.youtube.com/watch?v=A04vl3mntmQ>- Plastic art: One man's trash, another man's treasure-African Artist
- <https://www.youtube.com/watch?v=2OWvnMvbg0w>- San Francisco Artists Make Art from Trash
- <https://www.youtube.com/watch?v=9tfKFYmIJ-o> **TURN SOUND OFF to enjoy the view** of **75** amazing trash art creations. What materials did you see these working artists using?
- <https://www.youtube.com/watch?v=iXLbPmW5KsS>- The Animal Sculptures Giving New Life to Recycled Paper-  
Japanese artist

## ENVIRONMENTAL PROBLEMS

<https://www.youtube.com/watch?v=6HBtl4sHTqU>- The Great Pacific Garbage Patch Is Not What You Think It Is | The Swim  
<https://www.youtube.com/watch?v=3RLrTCVmLCc> -The Insane True Scale of the Great Pacific Garbage Patch.

**Grades 4-6** <https://www.youtube.com/watch?v=hKFV9IquMXA>-Kids Take Action Against Ocean Plastic NatGeo

<https://www.youtube.com/watch?v=RS7IzU2VJIQ>Plastic Pollution: How Humans are Turning the World into Plastic

<https://pbskids.org/designsquad/video/>

Dear Students,

Were all in this together! Barack Obama School teachers WE MISS YOU!

<https://www.youtube.com/watch?v=7Mkp3KmP1Ck->

## Ways Art Reduces Stress and Anxiety

- **Distraction.** An important tactic in managing anxiety is to distract ourselves from what is tormenting our minds. Art is a great way to focus on something more positive, productive, and inspiring.
- **Flow.** Artists can become so absorbed in their work that they achieve a state of flow, the sense of being completely engaged in an activity to the point of being in a near meditative state. When we are in a state of flow, we forgot about all of our thoughts and lose track of time.
- **Mindfulness.** When we are focused on an art project, we become completely absorbed into the present moment. This helps to quiet the mind as we become more concerned with doing the task at hand as completely and mindfully as we can and less concerned with judging and relating to things beyond the immediate context.
- **Self-care.** Having a hobby that we enjoy helps us feel more balanced and allows for mental and emotional down time.

